

## Dear Parents,


We can't believe it is already summertime! Your child has worked so hard this year to learn new skills. Attached you will find the summer work for students entering third grade. There is a math packet that will review various math skills and a summer reading project. We also have included an **optional** packet with science and a summer bucket list for additional fun!

For the summer reading project, please have your child choose one of the books listed below and complete the "Sunny Summer Story" report.

1. Wish by Barbara O'Connor
2. St. John Bosco and His Big Gray Dog by Hayley Medeiros
3. Balloons Over Broadway by Melissa Sweet
4. Chocolate Fever by Robert K. Smith
5. Rocket to the Moon by Don Brown

All work must be completed and handed in by **Tuesday, September 3<sup>rd</sup>**. The reading project and math packet will be the first grades for those subjects, so please ensure they are completed thoroughly, neatly, and handed in on time.

Thank you for helping your child maintain these skills over the summer break. We hope you have a relaxing and fun summer! We look forward to meeting you in August!




**sincerely,**

The Third Grade Teachers

Name: \_\_\_\_\_

# SUMMER PACKET



Name: \_\_\_\_\_




# BEACH BUMS & SUMS

Directions: Find the sums for each addition problem. Then use your answers to solve for the joke.


*How do beaches greet each other?*

With a...




$$\begin{array}{r} 763 \\ + 687 \\ \hline \end{array}$$

**D**




$$\begin{array}{r} 244 \\ + 995 \\ \hline \end{array}$$

**A**




$$\begin{array}{r} 959 \\ + 832 \\ \hline \end{array}$$

**K**




$$\begin{array}{r} 967 \\ + 794 \\ \hline \end{array}$$

**!**




$$\begin{array}{r} 230 \\ + 295 \\ \hline \end{array}$$

**S**




$$\begin{array}{r} 929 \\ + 451 \\ \hline \end{array}$$

**E**



$$\begin{array}{r} 736 \\ + 685 \\ \hline \end{array}$$

**N**



$$\begin{array}{r} 707 \\ + 368 \\ \hline \end{array}$$

**H**

<input type="text"/>	525
<input type="text"/>	1,239
<input type="text"/>	1,421
<input type="text"/>	1,450
<input type="text"/>	525
<input type="text"/>	1,075
<input type="text"/>	1,239
<input type="text"/>	1,791
<input type="text"/>	1,380
<input type="text"/>	1,761


Name: \_\_\_\_\_

# 2 SURF ~~COMPETITION~~ COMPUTATION


Directions: Johnny and Brenda are in a surf competition. Solve the problems. Then check each surfer's answers. Shade in a wave each time a surfer gets the correct answer. The surfer that catches the most waves wins the competition.















Johnny's Waves









Brenda's Waves



$\begin{array}{r} 721 \\ - 342 \\ \hline \end{array}$	 Johnny 1,063	$\begin{array}{r} 537 \\ + 319 \\ \hline \end{array}$	 Johnny 856	$\begin{array}{r} 707 \\ - 443 \\ \hline \end{array}$	 Johnny 264
	 Brenda 379		 Brenda 846		 Brenda 344

$\begin{array}{r} 368 \\ + 433 \\ \hline \end{array}$	 Johnny 801	$\begin{array}{r} 837 \\ - 461 \\ \hline \end{array}$	 Johnny 1,298	$\begin{array}{r} 600 \\ - 119 \\ \hline \end{array}$	 Johnny 511
	 Brenda 791		 Brenda 376		 Brenda 481

$\begin{array}{r} 263 \\ + 977 \\ \hline \end{array}$	 Johnny 286	$\begin{array}{r} 602 \\ + 195 \\ \hline \end{array}$	 Johnny 797	$\begin{array}{r} 900 \\ - 288 \\ \hline \end{array}$	 Johnny 612
	 Brenda 1,240		 Brenda 807		 Brenda 622

Name: \_\_\_\_\_

Directions: Choose a book that you have read within the last week and complete the book report form below.



# SUNNY SUMMER STORY

## Book Details:

Title:

Author:

Genre:

## Draw It

Draw the best part of the book.

## Focus On: Sequencing

Draw and write what happened first, second, third, and fourth in the book you read.

First


Second

Third

Fourth

What would you change if you had written the book?

How bright did this book shine? How many suns would you give it?




**The following pages are for fun and are totally optional!**

- 1. Color in all the blocks of the summer bucket list that you completed!**
- 2. Use science to make homemade ice cream! Be sure to take a picture and send it in so we can see!!**

**Have an amazing summer! We can't wait to see you in the fall!**



Name: \_\_\_\_\_



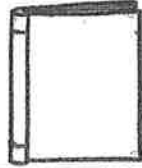
# SUMMER BUCKET LIST

Directions: Looking for some ideas to have fun this summer? Color in each summer idea once you complete it!


Go to the zoo.



Write your own book!



Fly a kite.



Camp in your backyard.



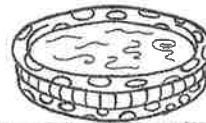
Make Ice Cream.



Have a picnic.



Go swim in a lake, pool, or ocean!



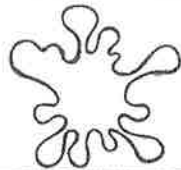
Make S'mores.



Set up a lemonade stand.



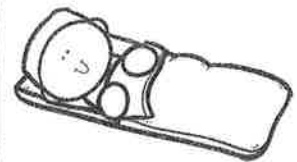
Have a water balloon fight.



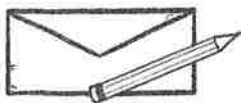
Do something that helps someone.



Sleep in late.



Write and mail someone a letter.



Have a dance party.



Spend a night catching fireflies.



Make a summer recipe.




Play flashlight tag.



Play a round of mini golf.



Paint rocks.



Build a fort.



Name: \_\_\_\_\_




# SWEET SCOOPS OF SCIENCE

## MAKING ICE CREAM IN A BAG

Nothing says summer more than a scoop of ice cream (or two!). But did you know you can make your own ice cream with a few simple ingredients in your home? And get this... you don't even need a freezer! Check it out!

### Materials:

- 1 cup of whole milk (or half and half)
- ½ teaspoon vanilla extract
- 1 tablespoon sugar
- 1/3 cup of coarse salt
- 1-quart sized Ziploc bag
- 1-gallon sized Ziploc bag
- 3 cups ice
- Spoons
- Ice Cream topping of your choice (sprinkles etc.)



### Procedure:

1. Pour the milk, vanilla extract, and sugar into the small Ziploc bag. Squeeze as much air out of the bag as possible and zip it up.
2. Place the small bag inside the large (gallon sized) bag. Pour the ice and salt on top of the small bag. Then seal the large bag up.
3. Gently toss and flip the large bag around for about 10 minutes. Keep tossing until the ingredients thicken into an ice cream texture.
4. Keep checking the texture until it's the thickness you want. Then open the large bag, pull out the small bag and open. Enjoy!

Tip: Wear an oven mitt when tossing the bag around as the bag can get cold!



Name: \_\_\_\_\_

ABCDEFGHIJKLMNOPQRSTUVWXYZ

Directions: Search for the words in the word search. Then put them in ABC order.

# OCEAN'S ORDERS



stingray, starfish, seashell, snorkel, shark, seahorse, squid



L	L	E	H	S	A	E	S	P	O
M	N	S	D	A	T	H	H	M	H
R	S	T	I	N	G	R	A	Y	S
Q	N	D	F	L	N	R	R	P	I
G	O	A	W	E	O	I	K	B	F
M	R	N	S	Q	U	I	D	G	R
P	K	O	L	S	D	V	Y	U	A
S	E	A	H	O	R	S	E	H	T
S	L	E	R	H	O	N	T	I	S

1.

2.

3.

4.


5.

6.

7.

Directions: The animals are putting some words in ABC order. Color the word that belongs in the blank space.

walrus, \_\_\_\_\_, wave, whale




wharf

water

wade

wacky

seaweed, shrimp, \_\_\_\_\_, turtle



seagull

tide

shark

tusk

\_\_\_\_\_, clam, coral, crab




current

buoy

cod

coast

fin, fish, \_\_\_\_\_, flounder



gulf

grouper

float

fly